

# Support Products



## Section Contents

Metal Science Tables.....	64
Seating.....	65–67
Lab Carts.....	68
Specimen Cabinets.....	69
Refrigerators/Freezers.....	70
Glassware Washer.....	71
Chemical/Storage Shelving.....	72

## Mechanical Considerations

When designing a lab room, take the time to add the equipment and accessories needed to effectively run the laboratory. A part of the design should be the positioning of any items requiring electrical, water, or gas hookups.



## Metal Frame Science Tables

**Seating  
Guidelines**

**When purchasing seating, leave a minimum of 12" for legroom. For example, with 30" Tables, use an 18" seat height; with 36" tables use a 24" seat height.**



### Steel Frame Adjustable Height Science Table

This table's frame is constructed by fully unitized fabricated from 1 1/4", 16-gauge square steel tubing, but welded to form a solid rectangular support under the top. Adjustable legs are of telescopic type with 1 1/4", 16-gauge square steel tubing to receive 1 1/2", 16-gauge square steel tube leg. Legs adjust from 22"H to 35"H. Smooth adjustment is achieved with a set screw-style mechanism. Legs are equipped with plastic-base adjustable levelers to compensate for uneven floors. Frame and legs are finished with baked black enamel paint. The top is attached to the frame assembly using #10 x 1 3/8" truss head screws. Available with black 1" solid epoxy or Chemical Resistant tops. Bookbox options also available, call for pricing.

Size	Epoxy Chem.			Resistant Top	Weight	Price
	Top	Weight	Price			
48"W x 24"D	WLG42036	175 lbs.	\$736.00	WLG42026	90 lbs.	\$450.00
54"W x 24"D	WLG5203	180 lbs.	\$866.00	WLG52026	95 lbs.	\$594.00
60"W x 24"D	WLG62036	195 lbs.	\$930.00	WLG62026	106 lbs.	\$590.00
60"W x 30"D	WLG6303	205 lbs.	\$1,024.00	WLG6302	135 lbs.	\$652.00
72"W x 24"D	WLG7203	215 lbs.	\$1,074.00	WLG7202	160 lbs.	\$690.00



### Allied Steel Budget Science Table

These tables combine the heavy-duty strength of steel legs and aprons with quality chemical resistant tops in three choices. Legs and aprons are constructed of black enameled 16-gauge steel channel for strength, and legs feature 1 1/4" diameter glides for easy, safe leveling. Standard height is 29 1/2"; heights of 37 3/4" are available upon request.

Size	Wilson Art		Phenolic		Epoxy	
	ChemSurf	Lam Price	Resin	Price	Price	Price
48" x 24"	WLG8801	\$229.00	WLG8805	\$339.00	WLG8809	\$509.00
54" x 24"	WLG8802	\$249.00	WLG8806	\$379.00	WLG8810	\$559.00
60" x 24"	WLG8803	\$249.00	WLG8807	\$389.00	WLG8811	\$619.00
72" x 24"	WLG8804	\$269.00	WLG8808	\$459.00	WLG8812	\$719.00



### Metal Science Tables

These tables include an environmentally friendly black mar, abrasion, acid and chemical resistant thermo set powder coat top with maximum scratch resistance. Black metal legs are standard in matte black finish. Available in four different lengths. Standard height is 28 1/2".

Size (L x D)	Catalog Number	Price
48" x 24"	WLG5000	\$369.00
54" x 24"	WLG5100	\$379.00
60" x 24"	WLG5300	\$399.00
72" x 24"	WLG5400	\$439.00



### Adjustable Planner Science Table

Shipped ready to assemble, the Planner Science Table has a sturdy work surface that won't sag, and leveling glides on each table leg allow for stability on uneven floors. These tables can be loaded with up to 400 pounds, and they stand strong. Dimensions: 54" W x 24" D x 24-34" H. Frame is constructed of 1" x 2", 14-gauge steel tube cross supports welded 10", 11-gauge steel mounting plate with 1-1/4" square, 12-gauge steel legs. Sturdy 1-1/4" desktop features a high-pressure laminate surface above and a durable backing sheet below. Other sizes and laminate top color options available, call for pricing.

Description	Catalog Number	Price
Laminate Top	*WLG4802	\$339.00
Trespa Top	WLG4803	\$849.00

\* Ships in 5 days—80 piece maximum

## Lab Chairs and Stools

### VWR Contour™ Upholstered Stools

Featuring high-resilience foam to maintain their shape and support through hours of intense lab use, these stools have a 26" diameter composite base with casters, pneumatic seat-height adjustment, and a round 15" diameter black vinyl upholstered seat. Meet California Technical Bulletin 117 requirements. Both medium and high bench heights feature a 20" diameter adjustable-height footring.



Desk Height (17"-22")	<b>80086-424</b>	<b>\$189.00</b>
Medium Bench Height (21"-28")	<b>80086-428</b>	<b>\$252.00</b>
High Bench Height (22"-31")	<b>80086-426</b>	<b>\$249.00</b>

### Adjustable Lab Stool

The 16" base is compact yet offers solid support for 13"-diameter steel seat, adjustable from 19-24¾" high in order to fit any size table or desk. Steel glides protect floors and move the stool easily. Gray. Weight: 16 lbs.

**WLG7700453 \$146.00**



### Biofit Ergonomic Adjustable Chair

The Biofit chair was developed to be ergonomically sound, functional and durable. The backrest is 36cm W x 24cm H, with lumbar support and a plastic protective panel on its back and edges. The concave upholstered seat is 46cm W x 41cm D x 7cm thick and has an internal bumper guard that protects the edges. The seat fully adjusts from 61-74cm high to ensure a proper fit for varying body sizes and types, as well as easy adjustment for tasks performed at different work levels. The chair has a 5-legged tubular base with a 45cm diameter footing. The glides are nickel-plated.

**WLG4723400 \$285.00**



### BioFit Molded Lab Chair

One-piece, high density polypropylene chair features durable five-leg tubular bases with fixed footing and glides. It also features a pneumatic seat height adjustment. Chair shells are navy; painted metal parts are gray or black. Dimensions: 15¼"W x 15"D x 15"H.

Grey Frame, adjusts 18"-23"	<b>WLG21405-014</b>	<b>\$210.00</b>
Black Frame, adjusts 22"-27"	<b>WLG59081-666</b>	<b>\$229.00</b>



### VWR Contour™ Deluxe Lab Chair

The comfortable look and feel of this lab chair features black vinyl upholstery on a contoured foam cushioned seat with a larger backrest featuring kidney support. Chairs include pneumatic height adjustment for the seat, and both bench height chairs have an adjustable height foot ring. A 26" diameter composite base offers sturdy support.



Desk Height (17"-22")	<b>80086-418</b>	<b>\$442.00</b>
Medium Bench Height (21"-28")	<b>80086-420</b>	<b>\$499.00</b>
High Bench Height (22"-31")	<b>80086-422</b>	<b>\$566.00</b>

### Rotating Stool

Now you can work at the desk in front of you or the table behind you without moving your chair. This high-quality adjustable-height rotating stool has a metal frame and a durable enamel finish. The seat height adjusts from 45-60cm.

**WLG6304401 \$264.00**



### ArmorSeat™ Lab Chair

A comfortable seat with state-of-the-art construction, this chair features antimicrobial resistance agents and UV inhibitors infused directly into the resin of the back and seat for a cleaner classroom. Seat height, back tilt, and backrest height are easily adjusted through pneumatic soft touch controls. Height also adjusts from 17" to 23". The rugged five-legged tubular steel base includes a 20" diameter attached foot-ring and 23" leg spread. Standard seat color is black; Navy and Burgundy are also available by special order. Available in two different configurations to meet your needs. Includes 13 year warranty. Weight: 19 lbs.

17½"W x 15½"D, With Waterfall Front Edge & Glides. Adjusts from 17" to 22"H.

**WLG77005-54 \$274.00**

16"W x 10½"D, With Lumbar Curve & Casters. Adjusts from 17" to 24"H.

**WLG77005-55 \$269.00**



Call us at 800-727-4368

# Student Chairs and Stools

## Seating Guidelines

When purchasing seating, leave a minimum of 12" for legroom. For example, with 30" Tables, use an 18" seat height; with 36" tables use a 24" seat height.

**BEST SELLER**

### Wood Stools

Manufactured entirely of oak, this high quality seating will provide years of service. Standard stain is natural oak.



WLG308



WLG309

Description	Cat. No.	Price
Stool, 18"	<b>WLG307</b>	<b>\$81.00</b>
Stool, 24"	<b>WLG308</b>	<b>\$90.00</b>
Stool, 30"	<b>WLG309</b>	<b>\$100.00</b>

### Student Stools

**BEST SELLER**

Solid, thermosetting hard plastic seat measures 13" wide by  $\frac{5}{16}$ " thick. Four tubular 19-gauge steel legs and  $\frac{7}{8}$ " 19-gauge steel foot ring provide maximum strength and stability. Standard color is blue. Other colors available, please call.

Height	Cat. No.	Price
18"	<b>WLG691</b>	<b>\$78.00</b>
24"	<b>WLG692</b>	<b>\$79.00</b>
30"	<b>WLG695</b>	<b>\$80.00</b>



WLG691

### Economy Metal Stools

For economical seating, try these stools with our laboratory benches. Available with or without a back rest, these stools feature a tubular enameled frame and a 14" sturdy Masonite seat (optional wood seat). Stools with a back are height adjustable, allowing an 8" height adjustment (Simple handtools required for height adjustment). Standard color is gray. Height is for the seat.



WLG355



WLG349



WLG349W

Height	With Back?	Seat Material	Catalog Number	Price
18"	N	Masonite	<b>WLG349</b>	<b>\$39.00</b>
24"	N	Masonite	<b>WLG351</b>	<b>\$47.00</b>
30"	N	Masonite	<b>WLG353</b>	<b>\$59.00</b>
18"-26"	N	Masonite	<b>WLG349A</b>	<b>\$61.00</b>
24"-32"	N	Masonite	<b>WLG351A</b>	<b>\$68.00</b>
30"-39"	N	Masonite	<b>WLG353A</b>	<b>\$76.00</b>
18"-26"	Y	Masonite	<b>WLG355</b>	<b>\$88.00</b>
24"-32"	Y	Masonite	<b>WLG356</b>	<b>\$90.00</b>
30"-39"	Y	Masonite	<b>WLG357</b>	<b>\$99.00</b>
18"	N	Wood	<b>WLG349W</b>	<b>\$79.00</b>
24"	N	Wood	<b>WLG351W</b>	<b>\$83.00</b>
30"	N	Wood	<b>WLG353W</b>	<b>\$72.00</b>

### Scholar Craft Chair and Stools

Both constructed of 16-gauge chrome-plated steel, chairs have a seat of high-density polyethylene and a five-spoke base with dual wheel casters on each spoke; stools have a seat of Melamine resin and nylon glides. Please specify color on your order. See color chart for available colors.


Description	Seat Height	Catalog Number	Price
Chair	15-20"	<b>WLG390</b>	<b>\$149.00</b>
Stool	18"	<b>WLG391A</b>	<b>\$88.00</b>
Stool	24"	<b>WLG392</b>	<b>\$91.00</b>
Stool	30"	<b>WLG395</b>	<b>\$95.00</b>



## Student Chairs & Stools




### Masonite Seat Stools

The heavy-duty steel stools are made of  $\frac{1}{2}$ " O.D., 18-gauge steel tubing in three fixed and three adjustable sizes with an optional backrest. The seat is a full 14" diameter with an 11  $\frac{1}{2}$ " diameter masonite board recessed into the pan and will not chip or crack. Footrings,  $\frac{1}{2}$ " O.D., are welded to each leg, with four contact points at each leg for added rigidity. The optional backrest is 6" high and 12" wide and adjusts up/down and forward/back. Standard color is Metallic Gray. Stools ship in full cartons. Freight class 125. **Ships UPS** for small orders. Ships  for larger orders.

Description	Per Carton	Wt.	Cat. Price No.	Price (each)
18"H Heavy-Duty Stool	5	8 lbs.	WLF051-1017	\$29.00
24"H Heavy-Duty Stool	4	9 lbs.	WLF051-1018	\$31.00
30"H Heavy-Duty Stool	3	10 lbs.	WLF051-1019	\$38.00
19-27" Adjustable Height Stool	5	10 lbs.	WLF051-1020	\$42.00
25-33" Adjustable Height Stool	4	11 lbs.	WLF051-1021	\$44.00
31-39" Adjustable Height Stool	3	12 lbs.	WLF051-1022	\$50.00
19-27" Adjustable Height Stool w/Back	5	17 lbs.	WLF051-1023	\$46.00
25-33" Adjustable Height Stool w/Back	4	18 lbs.	WLF051-1024	\$49.00
31-39" Adjustable Height Stool w/Back	3	19 lbs.	WLF051-1025	\$54.00



\*Specify color when ordering.



### The Rhino™

The Rhino Series Chairs are designed to take abuse. They feature super-tough urethane armor that provides protection and support for years. The patented urethane skin and 3" molded foam of the Rhino™ Plus set a new standard for durability and comfort. Cleans easily. Freight class 100.

**Ships UPS** for small orders. Ships  for larger orders.

#### Rhino™ Chair

Resists chemical and physical damage. Made of urethane in a dense, durable foam molded right onto the inner structure. Available in Black only.

#### Rhino™ Plus Chair

Patented, thick urethane skin. Resists punctures, tears and most chemicals. Steel seat pan won't wear out. Molded seat cushion of 3" foam. Available in Black (292), Blue (207), Wood (225) or Stone (219).

Description	Dimensions	Wt.	Cat. No.	Price (each)
Rhino Chair	49"H x 28"W x 29"D	35 lbs.	WLF008-1000	\$479.00
Rhino Plus	50"H x 28"W x 31"D	37 lbs.	WLF008-1001	\$569.00

### Intellect Wave Pedestal Chair

A one-piece contoured shell made of static free high-impact polypropylene exceeds industry standards for durability. Lightweight, pliable poly shell is resistant to scratching, fading, chipping and denting. Ergonomic seat strength and durability is assured through an engineered internal elliptical tubing structural cavity. Seat height adjusts from 16 $\frac{1}{2}$ " to 21 $\frac{1}{2}$ " with lever-activated pneumatic cylinder. Hard floor casters are constructed with soft plastic double wheels and the five-blade pedestal base frame is constructed of 12-gauge steel covered with an injection molded high-impact plastic. Base and cylinder are black. Please specify seat color choice on order. Weight: 15 lbs. Freight class 125.

WLF017-2056 \$129.00



\*Specify color when ordering.



Call us at 800-727-4368

## A. Stainless Steel Rolling Carts

Keep things moving in your classroom and laboratory with a strong stainless steel cart. Top shelves have one open side; lower shelf is open on all sides. Front and handle have bumpers. Moves easily on four swivel casters.

Cap., lbs	Dimensions (L x W x H)	Shelf Clearance	Catalog Number	Price
300	16¼" x 27½" x 32⅞"	11¾"	WLS-79475-A	\$269.00
500	19" x 31" x 33⅞"	11⅞"	WLS-79476	\$359.00

## B. Plastic Rolling Cart

For durability and shock resistance, shelves are constructed of chemically-resistant polyethylene and corner posts of ABS plastic (also used in football helmets). Full width handle and four swivel casters ensure easy handling and maneuverability. All three shelves have rims around three sides to keep contents on cart.

Shelf clearance: 12⅞". Capacity: 300 lbs.

Dimensions: 32½" L x 17⅞" W x 34⅞" H.

Shipping weight: 32 lbs. Cart is shipped unassembled.

WLS-79456 \$299.00

## C. Chemical Cart

For transporting laboratory supplies and equipment, this cart is made of 1" square epoxy-coated steel tubing and has two shelves of high pressure melamine laminate. The lower shelf has guard rails on the ends and rigid PVC extrusions on the cart's sides prevent containers from sliding off. Ergonomic, molded plastic handle grips are included for convenience and two of the four 4" diameter casters feature a toe lock for safety. Lifetime guarantee. Dimensions: 35"L x 19"W x 36 1/2"H. Shipping weight: 44 lbs.

WLS-19760-A \$595.09

## D. Heavy Duty Service/Utility Carts

These long-lasting carts are made of structural foam that won't rust, dent, chip or peel. Sturdy yet lightweight, the service/utility carts are highly maneuverable. Rounded corners mean no sharp edges to nick walls or furniture. Carts also feature large, non-marking casters and are available with an optional middle shelf.

Description	Dimensions (L x W x H)	Cap., lbs	Catalog Number	Price
Black Utility Cart	36" x 24" x 32¼"	400 max per cart	WLS-19758-A	\$285.00
Beige Utility Cart	30" x 16" x 32¼"	200 per shelf	WLS-19758-B	\$244.00
Black Shelf for WLS-19758-A	36" x 24"	—	WLS-19758-AA	\$134.00
Beige Shelf for WLS-19758-B	30" x 16"	—	WLS-19758-BB	\$118.00

## E. Utility Cart

Designed for easy transport, this service/utility cart features smooth, easy to clean surfaces, two convenient handles for transport, and quiet swivel casters. Brushed aluminum uprights offer stability and plastic construction helps eliminate added noise. Dimensions: 31½"L x 16¼"W x 36"H.

CP32578-00 \$292.00

## F. Metro Polymer Utility Carts

Deep ledge utility carts are specially designed with a 2½" deep ledge to contain product and spills. Easy to position center shelf option adjusts at 1" increments. Polymer shelves are easy to clean and corrosion proof. Two and three shelf models are available in four colors: Stone, Berry, Blue, and Black. **Ships UPS**

## G. BC & Deep Ledge Utility Carts

(with Microban Antimicrobial Product Protection)

Shelves on these two carts have built-in Microban antimicrobial product protection that protects them from bacteria, mold, and mildew that cause odors, stains and product degradation. Carts with Microban are available in Blue only. **Ships UPS**

www.sargentwelch.com

# Laboratory Carts



A



B



C



D




E



F



G



*\*Specify color when ordering.*

Description	Color	Wt.	Cat No.	Price (each)
F. Deep Ledge Utility Carts				
38"W x 27"D x 41"H D				
2-Shelf Cart	Specify	35 lbs.	WLF063-1012	\$239.00
38"W x 27"D x 41"H D				
3-Shelf Cart	Specify	46 lbs.	WLF063-1013	\$299.00
Deep Ledge Carts with Microban				
32"W x 21"D x 41"H D				
2-Shelf Cart	Blue	29 lbs.	WLF063-1014	\$229.00
32"W x 21"D x 41"H D				
3-Shelf Cart	Blue	37 lbs.	WLF063-1015	\$279.00
G. BC Carts with Microban				
33"W x 21"D x 33"H Flat				
2-Shelf Cart	Blue	34 lbs.	WLF063-1016	\$219.00
33"W x 21"D x 33"H Flat				
3-Shelf Cart	Blue	43 lbs.	WLF063-1017	\$269.00

# Specimen Storage Cabinets

## Cornell Cabinet

Constructed of solid oak and hardwood veneers with a polished chrome locking handle for security, this cabinet will hold up to 12 Cornell drawers (sold separately). Dimensions: 20 $\frac{3}{8}$ " W x 18" D x 43 $\frac{1}{8}$ " H.

**WLS-3095-60 \$522.50**



## Cornell Drawer

This drawer is fabricated with a natural finished poplar and features a hardboard bottom with a plastazote pinning liner that easily accepts and securely holds any size insect pin. The tight-fitting glass topped lid is secured by two hooks on the front and two on the back, and features a pair of brass card holders and a brass drawer pull on the front. Overall dimensions: 19" L x 16 $\frac{1}{2}$ " D x 3" H.


**WLS-3007-20 \$64.00**



## Economy Cornell Drawer

This drawer is fabricated with a natural finished pine and features a hardboard bottom with a plastazote pinning liner of uniform density for easily inserting insect pins. The drawer front has a single combination card holder/drawer pull. Overall dimensions: 19" L x 16 $\frac{1}{2}$ " D x 3" H.

**WLS-3007-22 \$55.00**



## Cornell Unit Pinning Trays

These trays allow easy removal of specimens or assembly of a new group of specimens. Drawers are chipboard with a white enamel paper coating and a foam drawer bottom for easy pinning. Available in three sizes and supplied in a package of 10 trays.

Outside Dimensions (L x W x H)	Number that fit in Cornell Drawer	Catalog Number	Price
4 $\frac{3}{8}$ " x 7 $\frac{1}{4}$ " x 1 $\frac{5}{8}$ "	8	<b>WLG3021-00</b>	<b>\$6.00</b>
4 $\frac{3}{8}$ " x 3 $\frac{5}{8}$ " x 1 $\frac{5}{8}$ "	16	<b>WLG3021-10</b>	<b>\$5.00</b>
4 $\frac{3}{8}$ " x 1 $\frac{1}{4}$ " x 1 $\frac{5}{8}$ "	48	<b>WLG3021-30</b>	<b>\$1.50</b>




## Universal Cabinet

### For Storage of Valuable Specimens and Laboratory Instruments

This particle board cabinet is constructed of solid oak with a thick 1 $\frac{1}{2}$ " maple butcher block top for an excellent working area. Drawers are 3 $\frac{1}{4}$ " deep inside and include chrome pulls and card holders on the outside. Just one lock secures all ten drawers at once. Overall dimensions: 24 $\frac{1}{4}$ " W x 23 $\frac{3}{8}$ " D x 43 $\frac{1}{8}$ " H.

**WLG3047-36 \$1,674.00**



## Cabinets and Display Cases

### Versatile Cabinet


This oak cabinet provides secure storage of odd-shaped items and is sold without drawers so you can configure storage to meet your needs. Metal brackets inside the cabinet hold up to 16 drawers. Weight: 100 lbs. Overall dimensions: 23 $\frac{1}{4}$ " L x 21 $\frac{1}{2}$ " D x 43 $\frac{1}{8}$ " H.

**WLG3095-06 \$904.00**

### Versatile Cabinet Drawers

Each drawer is 20 $\frac{3}{8}$ " L x 18 $\frac{3}{8}$ " D x 1 $\frac{1}{8}$ " H and is a perfect fit with the Versatile Cabinet above. Drawers are formed of natural finish basswood. A front drawer cutout provides easy access to each drawer.

**WLG3096-50 \$71.00**



WLG3095-06

Call us at 800-727-4368



## Refrigerators and Freezers

### VWR™ Brand Explosion-Proof and Flammable Refrigerators and Freezers

To provide maximum safety, we offer a complete line of explosion-proof and flammable material storage refrigerators and freezers. Specially designed and constructed, each features a spark-proof, corrosion-resistant interior with steel encased electrical components, hermetically sealed compressors, adjustable temperature controls, and nonsparking magnetic door gaskets. Refrigerator temperature range is 36°F to 50°F. Freezer temperature range is 10°F to -40°F. All units require 120V, 60Hz. All models are UL listed and meet OSHA and NFPA safety requirements. Explosion-proof models must be hard-wired at installation in compliance with NFPA standards and local codes.

Volume, cu. ft.	Doors	Refrigerator Size (W x D x H)	Freezer Size (W x D x H)	Overall Dimensions (W x D x H)	Catalog Number
<b>Explosion Proof</b>					
4.7	1	21 <sup>3</sup> / <sub>10</sub> " x 18" x 21"	19 <sup>3</sup> / <sub>5</sub> " x 15 x 7 <sup>1</sup> / <sub>10</sub> "	23 <sup>3</sup> / <sub>5</sub> " x 30" x 33 <sup>9</sup> / <sub>10</sub> "	55703-190
11	2	20 <sup>3</sup> / <sub>4</sub> " x 17 <sup>1</sup> / <sub>4</sub> " x 42"	20 <sup>3</sup> / <sub>4</sub> " x 17 <sup>1</sup> / <sub>4</sub> " x 19 <sup>1</sup> / <sub>4</sub> "	23 <sup>1</sup> / <sub>4</sub> " x 24" x 62"	55703-442
10.1	2	19 <sup>1</sup> / <sub>2</sub> " x 18" x 39"	18" x 16 <sup>1</sup> / <sub>4</sub> " x 12"	23 <sup>1</sup> / <sub>4</sub> " x 30 <sup>1</sup> / <sub>2</sub> " x 60"	47747-226
<b>Flammable Material Storage</b>					
4.7	1	21 <sup>3</sup> / <sub>10</sub> " x 18" x 21"	19 <sup>3</sup> / <sub>5</sub> " x 15" x 7 <sup>1</sup> / <sub>4</sub> "	23 <sup>3</sup> / <sub>5</sub> " x 26 <sup>9</sup> / <sub>10</sub> " x 33 <sup>9</sup> / <sub>10</sub> "	55703-134
11	2	20 <sup>3</sup> / <sub>4</sub> " x 17 <sup>1</sup> / <sub>4</sub> " x 42"	20 <sup>3</sup> / <sub>4</sub> " x 17 <sup>1</sup> / <sub>4</sub> " x 19 <sup>1</sup> / <sub>4</sub> "	23 <sup>1</sup> / <sub>4</sub> " x 24" x 62"	55703-444

### VWR™ Brand General-Purpose Refrigerators/Freezers

General-purpose laboratory refrigerators and refrigerator/freezer combinations are available as tabletop, undercounter and single door-upright configurations. Refrigerator range is 2° to 10°C (36° to 50°F) and freezer range is -12° to 20°C (10° to 40°F). A rugged white acrylic exterior finish and corrosion-resistant, seamless interior construction resists scratches and is easier to clean. Unit 14236-532 features a frost-free design, all others offer manual defrost.



Volume, cu. ft. (refrigerator/freezer)	Doors	Refrigerator Size (W x D x H)	Freezer Size (W x D x H)	Exterior Dimensions (W x D x H)	Catalog Number
2.5	1	16 <sup>1</sup> / <sub>4</sub> " x 14 <sup>3</sup> / <sub>4</sub> " x 15 <sup>1</sup> / <sub>4</sub> "	8" x 11 <sup>1</sup> / <sub>4</sub> " x 6"	19 <sup>3</sup> / <sub>4</sub> " x 20" x 20 <sup>5</sup> / <sub>16</sub> "	14236-526
5.6	1	18" x 20 <sup>1</sup> / <sub>4</sub> " x 29"	15 <sup>1</sup> / <sub>4</sub> " x 11 <sup>1</sup> / <sub>2</sub> " x 5 <sup>3</sup> / <sub>4</sub> "	21 <sup>3</sup> / <sub>8</sub> " x 25 <sup>3</sup> / <sub>8</sub> " x 33 <sup>3</sup> / <sub>8</sub> "	14236-528
10.3	2	19 <sup>1</sup> / <sub>2</sub> " x 21 <sup>1</sup> / <sub>4</sub> " x 35 <sup>3</sup> / <sub>4</sub> "	19" x 17" x 12 <sup>1</sup> / <sub>2</sub> "	23 <sup>5</sup> / <sub>8</sub> " x 27" x 58 <sup>5</sup> / <sub>8</sub> "	14236-532

# Glassware Washers

## VWR™ Undercounter and Freestanding/ Mobile Glassware Washers

Stainless steel construction provides durability, strength, corrosion protection, and a clean attractive appearance for these VWR washers. Loading of glassware is easy and flexible with both upper and lower racks. A high efficiency operation reduces energy and chemical costs, and temperature selections range from 29°C (85°F) to 77°C (170°F) for use with a variety of loads and purposes. There is a one year warranty on all units, parts, and labor for one year. The Undercounter Washers fit in a standard cabinet opening with adjustable legs. The Freestanding/Mobile Washers are shipped with casters and adjustable leveling feet.

Undercounter Washer      **82020-922**  
Freestanding Washer      **82020-924**



## Accessories

### Spindle Racks

This lower spindle rack with 22 spindles must be used without an upper rack.  
**82020-956** Lower Spindle Rack, 19" clearance

This half depth upper spindle rack contains 12 spindles and allows washing of short and tall items in the same load.  
**82021-090** Half Depth Upper Spindle Rack, 6" clearance

Spindle Rack Set includes upper and lower racks, of 22 spindles each, designed to be used together.  
**82020-958** Spindle Rack Set

### Test Tube Baskets and Lid

These baskets and lids fit ½ of the top or bottom rack. All fit up to 150 tubes.

**82020-972** 75mm long  
**82020-974** 105mm long

These baskets and lids fit ½ of the bottom rack only. All fit up to 150 tubes.

**82020-976** 165mm long  
**82020-978** 200mm long

### Bottle Insert

These stainless steel, full rack bottle inserts for the washers hold bottles of various sizes and fit either in the bottom rack only or can be used in both top or bottoms racks.

	Bottle Capacity	Rack Use
<b>82020-984</b>	16 1L bottles	Bottom only
<b>82020-986</b>	9 2L bottles	Bottom only
<b>82020-988</b>	48 50mL bottles	Bottom only
<b>82020-990</b>	44 100mL bottles	Bottom and top
<b>82020-992</b>	24 250mL bottles	Bottom and top
<b>82020-994</b>	20 500mL bottles	Bottom and top

### Open Basket with Handles and Retainer Top

**82020-980** Stainless steel basket fits ½ of the top or bottom rack.

### Petri Dish Insert

**82020-966** Stainless steel rack fits ½ of top or bottom rack.

### Small Basket and Cover

**82020-960** Stainless steel basket fits ½ of top or bottom rack.  
Size: 7½" x 7½" x 4"

### Additional Accessories


**82020-962** Erlenmeyer Flask Insert, holds 5 flasks up to 1500mL, use on top or bottom rack

**82020-982** Watch Glass Insert, holds 40 pieces up to 125mm dia., fits ½ top or bottom rack

**82020-964** BOD Bottle Insert, holds 18 bottles, fits ½ top or bottom rack

**82020-996** Cover/mesh bottom for full size inserts, use in top or bottom rack

**82020-998** Bottom mesh for ½ size inserts, for use in top or bottom rack



82020-972




82020-984



82020-980



82020-960



Shown with our ScholAR labeling system

## Chemical Shelving

### ScholAR® Chemical Shelving Unit

These solid oak shelves provide ample space to house your hazardous chemicals. The open-shelving style of each unit allows for a clear view of all chemicals inside. For added safety, anti-roll lips are featured on each 1" thick shelf. A UV chemical resistant finish coats the top, back, and sides of each unit.

36"W x 16"D x 36"H, 150 lbs.


**WLC94999-01 \$438.00**

36"W x 16"D x 48"H, 200 lbs.

**WLC94999-02 \$522.00**

36"W x 16"D x 72"H, 240 lbs.

**WLC94999-03 \$695.00**



### ScholAR® Chemistry Teacher's Comprehensive Handbook

Indispensable teaching guide for storing, using, and disposing of chemicals.

**WLC94998-09 \$44.00**



### ScholAR® Chemical Storage Conversion Kit

Create a consistent labeling system for correct use and storage.


**WLC94996-09 \$23.00**

Call for your **FREE** copy of the ScholAR Resource Manual 1-800-727-4368




WLF060-1024

### Plasteel™ Non-Corrosion Shelving

Shelves have 1000-lb. capacity per shelf—evenly distributed. Molded of high density structural foam polyethylene shelf over 1" square steel tubular frame coated with a hard baked plastic resin. Square 16-gauge steel post is coated with a hard baked plastic resin. Available in solid or vented shelf. Shelves have Lifetime Guarantee against rust. Freight class 70. 

Dimensions	Wt.	Solid Shelf	Price	Vented Shelf	Price
36"W x 18"D x 64"H	82 lbs.	<b>WLF060-1024</b>	<b>\$469.00</b>	<b>WLF060-1070</b>	<b>\$449.00</b>
48"W x 18"D x 64"H	102 lbs.	<b>WLF060-1025</b>	<b>\$519.00</b>	<b>WLF060-1071</b>	<b>\$519.00</b>
60"W x 18"D x 64"H	134 lbs.	<b>WLF060-1026</b>	<b>\$649.00</b>	<b>WLF060-1072</b>	<b>\$599.00</b>
36"W x 24"D x 64"H	94 lbs.	<b>WLF060-1027</b>	<b>\$499.00</b>	<b>WLF060-1073</b>	<b>\$499.00</b>
48"W x 24"D x 64"H	118 lbs.	<b>WLF060-1028</b>	<b>\$579.00</b>	<b>WLF060-1074</b>	<b>\$589.00</b>
60"W x 24"D x 64"H	150 lbs.	<b>WLF060-1029</b>	<b>\$699.00</b>	<b>WLF060-1075</b>	<b>\$669.00</b>
36"W x 18"D x 72"H	84 lbs.	<b>WLF060-1036</b>	<b>\$599.00</b>	<b>WLF060-1076</b>	<b>\$599.00</b>
48"W x 18"D x 72"H	104 lbs.	<b>WLF060-1037</b>	<b>\$669.00</b>	<b>WLF060-1077</b>	<b>\$669.00</b>
60"W x 18"D x 72"H	136 lbs.	<b>WLF060-1038</b>	<b>\$739.00</b>	<b>WLF060-1078</b>	<b>\$719.00</b>
36"W x 24"D x 72"H	96 lbs.	<b>WLF060-1039</b>	<b>\$759.00</b>	<b>WLF060-1079</b>	<b>\$759.00</b>
48"W x 24"D x 72"H	120 lbs.	<b>WLF060-1040</b>	<b>\$799.00</b>	<b>WLF060-1080</b>	<b>\$789.00</b>
60"W x 24"D x 72"H	152 lbs.	<b>WLF060-1054</b>	<b>\$819.00</b>	<b>WLF060-1081</b>	<b>\$819.00</b>



Plasteel Cutaway